

SENSYLINK Microelectronics

(CA9545)

Low Voltage 4-Channel I²C/SMBus Switch with Interrupt & Reset

CA9545 is a 4-channel bidirectional translating Switch with interrupt input/output and reset input controlled by I²C/SMBus. It supports one master can access one pair or any combinations of 4 pairs of slave devices via the I²C or SMBus interface. It is ideally used in Server and Telecom equipment.

Low Voltage 4-Channel I²C/SMBus Switch with Interrupt & Reset

Description

The chip is a 4-channel bidirectional translating switch with interrupt input/output and reset input controlled by I²C/SMBus. The upstream pair (SCL/SDA from the master) fans out to 4 downstream pairs (SCL0-3/SDA0-3 from the slaves). The CA9545 has 8-bit control register, which allows selecting any channel or any combinations of channel0-3.

The reset input pin with active low allows the chip to recover from stuck situation from any downstream pair. It can reset the I²C bus state machine, and all channels will be deselected once forcing low voltage at $\overline{\text{RESET}}$ pin.

Four interrupt inputs ($\overline{\text{INT0}}$ - $\overline{\text{INT3}}$), one for each of downstream pairs are provided. One interrupt output ($\overline{\text{INT}}$) acts as an AND of four interrupt inputs.

The chip allows using different bus voltage on each pair, like 1.8V, 2.5V or 3.3V, which can communicate with 5.0V parts by connecting external pull-up resistors to desired voltage.

Available Package: SOP-20, TSSOP-20 package.

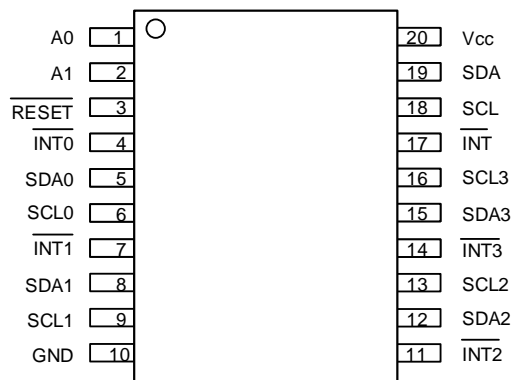
Features

- Operation Voltage: 1.65V to 5.5V
- Standby Current: 1.5uA (Max.)
- 1-of-4 bidirectional translating switches between 1.8V, 2.5V, 3.3V and 5.0V
- Compatible with SMBus and I²C interface
- I²C Speed up to 1.0MHz (Fast mode+)
- Up to 4 slave addresses
- $\overline{\text{RESET}}$ input with active low
- One Interrupt output with active low for upstream channel
- Four Interrupt inputs with active low for each downstream channel
- 5.5V tolerant inputs
- Channel0-3 or any combination selection by Control Register
- Support hot insertion
- No Glitch during Power-up
- Noise Filter on SCL/SDA inputs
- Temperature Range: -40°C to 85°C

Applications

- Server, Notebook PC
- Telecom equipment

PIN Configurations (Top View)



SOP-20/TSSOP-20(Package code M/MT)

Low Voltage 4-Channel I²C/SMBus Switch with Interrupt & Reset

Typical Application

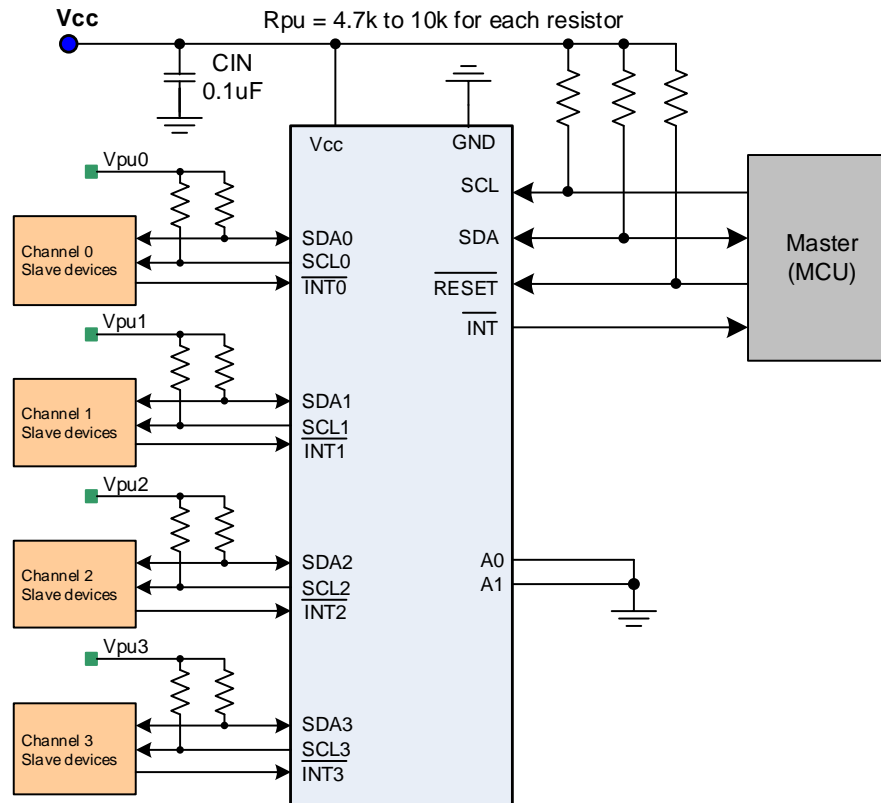


Figure 1. Typical application of CA9545

Low Voltage 4-Channel I²C/SMBus Switch with Interrupt & Reset

Pin Description

PIN Name	PIN No.	Description
A0	1	Slave addresses setup pins, which can generate 4 kinds of slave addresses by connecting these pins to GND or Vcc respectively.
A1	2	
RESET	3	Reset input with active low.
$\overline{\text{INT0}}$	4	Interrupt input 0 with active low, connect to Vpu0 ⁽¹⁾ via a pull-up resistor.
SDA0	5	Serial data of channel 0, connect to Vpu0 ⁽¹⁾ via a pull-up resistor.
SCL0	6	Serial clock of channel 0, connect to Vpu0 ⁽¹⁾ via a pull-up resistor.
$\overline{\text{INT1}}$	7	Interrupt input 1 with active low, connect to Vpu1 ⁽¹⁾ via a pull-up resistor.
SDA1	8	Serial data of channel 1, connect to Vpu1 ⁽¹⁾ via a pull-up resistor.
SCL1	9	Serial clock of channel 1, connect to Vpu1 ⁽¹⁾ via a pull-up resistor.
GND	10	Ground pin.
$\overline{\text{INT2}}$	11	Interrupt input 2 with active low, connect to Vpu2 ⁽¹⁾ via a pull-up resistor.
SDA2	12	Serial data of channel 2, connect to Vpu2 ⁽¹⁾ via a pull-up resistor.
SCL2	13	Serial clock of channel 2, connect to Vpu2 ⁽¹⁾ via a pull-up resistor.
$\overline{\text{INT3}}$	14	Interrupt input 3 with active low, connect to Vpu3 ⁽¹⁾ via a pull-up resistor.
SDA3	15	Serial data of channel 3, connect to Vpu3 ⁽¹⁾ via a pull-up resistor.
SCL3	16	Serial clock of channel 3, connect to Vpu3 ⁽¹⁾ via a pull-up resistor.
$\overline{\text{INT}}$	17	Interrupt output with active low, connect to Vcc via a pull-up resistor.
SCL	18	Digital interface clock input pin, need a pull-up resistor to Vcc.
SDA	19	Digital interface data input or output pin, need a pull-up resistor to Vcc.
Vcc	20	Power supply input pin, using 0.1uF low ESR ceramic capacitor to ground

[1] Vpu0-Vpu3 are the pull-up reference voltage for the associated data line.

Low Voltage 4-Channel I²C/SMBus Switch with Interrupt & Reset

Function Block

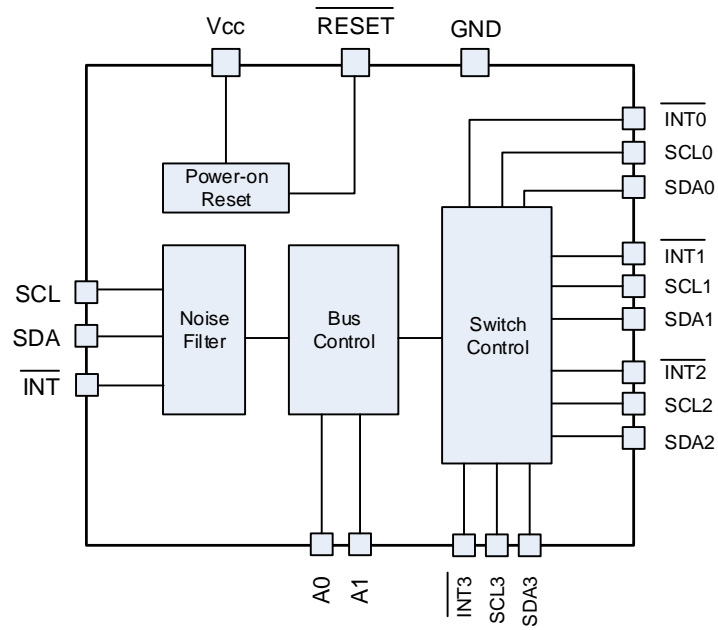
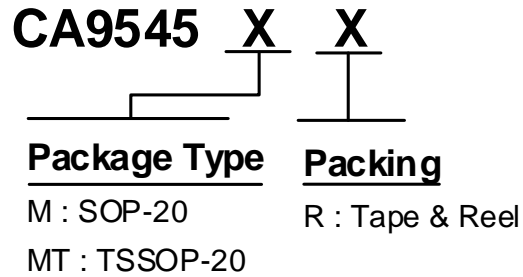


Figure 2. CA9545 function block

Low Voltage 4-Channel I²C/SMBus Switch with Interrupt & Reset

Ordering Information



Order PN	Green ¹	Package	Marking ID ²	Packing	MPQ	Operation Temperature
CA9545MR	Halogen free	SOP-20	9545 YWWAXX	Tape & Reel	1,000	-40°C ~ +85°C
CA9545MTR	Halogen free	TSSOP-20	9545 YWWAXX	Tape & Reel	4,000	-40°C ~ +85°C

Notes

1. Sensylink can meet RoHS 2.0/REACH requirement. So most package types Sensylink offers only states halogen free, instead of lead free.

2. Marking ID includes 2 rows of characters. In general, the 1st row of characters are part number, and the 2nd row of characters are date code plus production information.